








# SAP Screen Personas: Software and Delivery Requirements



# Icons

Icon	Meaning
	Caution.
	Example
	Note
	Recommendation
	Syntax
	External Process
	Business Process Alternative/Decision Choice

# Typographic Conventions

Type Style	Description
<i>Example</i>	Words or characters quoted from the screen. These include field names, screen titles, pushbuttons labels, menu names, menu paths, and menu options. Textual cross-references to other documents.
<b>Example</b>	Emphasized words or expressions.
EXAMPLE	Technical names of system objects. These include report names, program names, transaction codes, table names, and key concepts of a programming language when they are surrounded by body text, for example, SELECT and INCLUDE.
Example	Output on the screen. This includes file and directory names and their paths, messages, names of variables and parameters, source text, and names of installation, upgrade and database tools.
<b>Example</b>	Exact user entry. These are words or characters that you enter in the system exactly as they appear in the documentation.
<Example>	Variable user entry. Angle brackets indicate that you replace these words and characters with appropriate entries to make entries in the system.
EXAMPLE	Keys on the keyboard, for example, F2 or ENTER.

# Document History

Version	Date	Change
1.0	2015-06-08	<Change Description>

# Table of Contents

<b>1</b>	<b>Purpose of the Document</b> .....	<b>6</b>
<b>2</b>	<b>Architecture</b> .....	<b>7</b>
<b>3</b>	<b>General Project Prerequisites</b> .....	<b>9</b>
<b>4</b>	<b>Technical Requirements</b> .....	<b>10</b>
4.1	Software Product Versions .....	10
4.2	SAP Notes .....	10
4.3	SAP Solution Manager Content Add-on .....	11
4.4	Activation Content .....	Error! Bookmark not defined.
4.5	Active Business Functions .....	12

# 1 Purpose of the Document

This document contains all information to:

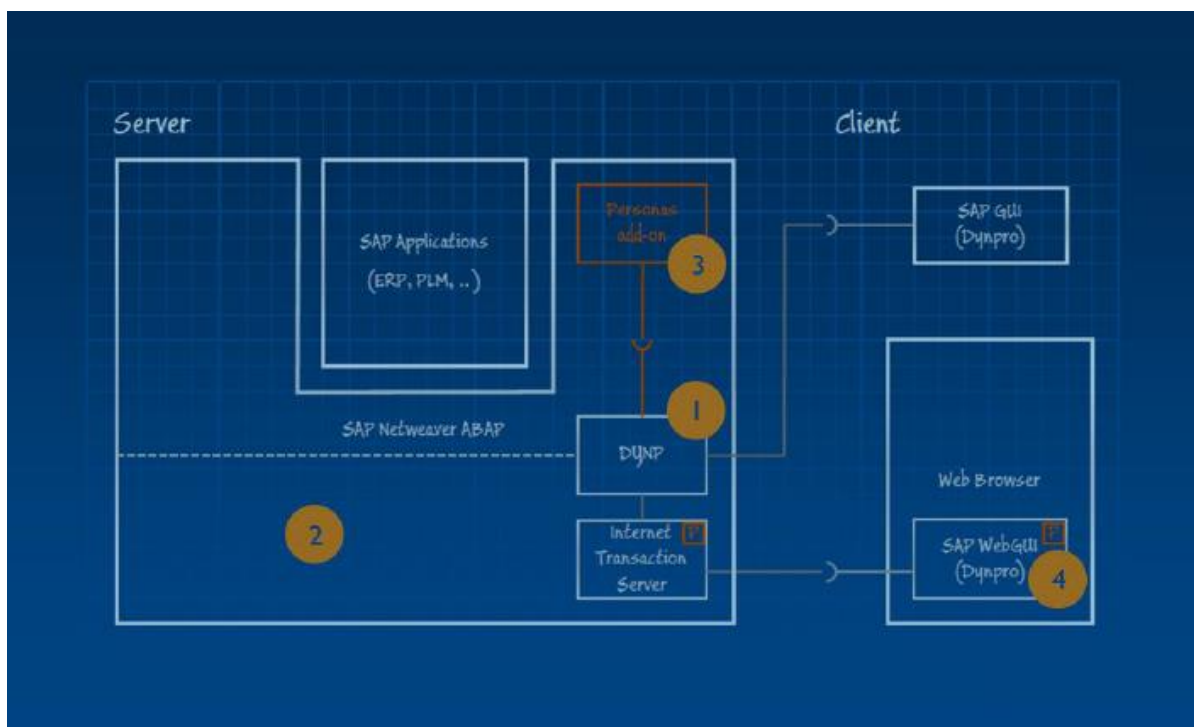
- Validate that key prerequisites such as software products and versions match the customer situation
- Check that all prerequisites for a customer implementation are in place
- Check that correct content, tools, and skills are in place before the project starts

The document lists different kinds of requirements on package level if they are valid for all scope items included in the package. For requirements valid for certain scope items only, these scope items are mentioned.

The document contains pre-requisites only, not the procedures to meet them. For how-to information (e.g. how to find the download area) please refer to the configuration guides.

## 2 Architecture

The following figure shows the main components of the SAP Screen Personas 3.0 architecture. It is important to note that SAP Screen Personas 3.0 contains three fundamental layers: Client (Browser, SAP GUI for HTML), NW ABAP Basis layer and the kernel. The UI Layer and the Personas ABAP Layer are entirely new components that have been developed specifically for SAP Screen Personas 3.0. The rest, the kernel as well as the HTML based rendering of Dynpro screens, are existing components that are already in place but have been extended to support SAP Screen Personas 3.0.



Component Name	What It Does	Typical Service Pack Release Frequency	Typical Patch (SAP Note) Frequency	Latest Version
<b>SAP NetWeaver BASIS (1)</b>	The basis layer contains the ABAP components that are part of every SAP NetWeaver ABAP installation.  This is the foundation for all SAP ERP applications	Approximately 3x per year	As needed, approximately 3-10 per month. You only need updates that address your issues.	Basis 740 – SP09
<b>SAP Kernel (Internet Transaction Server (ITS)) (2)</b>	The kernel component <code>disp+work</code> , contains a key component for SAP Screen Personas, the Internet Transaction Server. ITS provides the standard SAP Screen definitions for each transaction accessible for browsers. This is the same component that provides the screens for the SAP WebGUI.	Approximately 2x per year (Stack Kernel)	Weekly patches generally for security issues, but may also contain updates to support SAP Screen Personas.	Kernel 7.42
<b>Personas Admin UI</b>  <b>Personas ABAP Layer (3)</b>	The AP Screen Personas add-on stores the user-created (or IT-created) changes for each flavor	Approximately 4x per year	As needed, approximately bi-weekly	SAP Screen Personas 3.0 ramp-up
<b>Personas Client (4)</b>	This is a JavaScript application that runs in a browser	Part of SAP Screen Personas add-on update cycle.	Part of SAP Screen Personas add-on update cycle approximately bi-weekly	SAP Screen Personas 3.0 ramp-up



### 3 General Project Prerequisites

The following prerequisites need to be in place before an implementation project can start.

<b>Prerequisite</b>	<b>Responsibility</b>
Kick off and workshop dates, location, and attendees agreed	Customer
Customer team allocated with correct skills and training in place	Customer
Project sponsors and stakeholder identified	Customer
Hardware fully commissioned	Customer
Software licenses in place	Customer
Infrastructure team can respond to requests quickly enough e.g. CSS notes, BW content, patches, user requests, authorization changes and transports	Customer
User interfaces agreed e.g. SAPGUI, NetWeaver Business Client, or Portal	Customer
Remote access is in place for SAP consultants and SAP Active Global Support	Customer
Decision made whether pre-assembled delivery will be used	Customer
Decision made whether SAP Best Practices Solution Builder will be used to activate content.	Customer
Decision made whether Solution Manager will be used. Solution Manager set up with any relevant templates.	Customer
Tool for project repository and collaboration agreed	Customer
Test management tool agreed	Customer

## 4 Technical Requirements

This section contains technical requirements in different areas. For each requirement, the relevance for scope items of the package is provided.

### 4.1 Software Product Versions

The following software products and versions are required:

Product	Product Version	Components	SAP Solution Manager Logical Component	Comments	Relevance
SAP NetWeaver	SAP enhancement package 1 for SAP NetWeaver 7.40 SP09	Application Server ABAP	Not needed	Software Component Versions: SAP_ABA 7.40 SAP_BASIS 7.40 Kernel 7.42	All Scope Items
SAP enhancement package for SAP ERP	SAP enhancement package 7 for SAP ERP 7.0 SP07	Central Applications	Not needed	Check SAP Note <a href="#">774615</a>	
SAP Screen Personas	SAP Personas 3.0 Add-on			Use the most recent Support Pack for this Add-On	

### 4.2 SAP Notes

The following SAP Notes need to be considered:

SAP Note No	Content	Comments	Relevance
<a href="#">2057775</a>	SAP Screen Personas rapid-deployment solution V2.30	Central project note	
<a href="#">2050325</a>	SAP Screen Personas 3.0: Released Notes Information	SAP Screen Personas 3.0 Note with sub-notes.	This note provides information on all notes relevant for SAP Screen Personas in addition to the respective support pack.
<a href="#">1888428</a>	Sizing for SAP GUI for HTML	Sizing CPU and memory in setup the system	

### 4.3 SAP Solution Manager Content Add-on

For the implementation of the solution package, an SAP Solution Manager system is recommended. For SAP rapid-deployment solutions, implementation content is delivered via SAP Solution Manager templates.

<b>Template ID and Template Name</b>	RDS_PERSONO_SCRP30V2 - SAP Screen Personas rapid-deployment solution_V2
<b>Solution Package Name(S)</b>	SAP Screen Personas rapid-deployment solution_V2

The latest available ST-RDS 100 content support package can be downloaded from the SAP Software Download Center on SAP Service Marketplace at <https://support.sap.com/swdc>.

### 4.4 Optional: SAP Best Practices Solution Builder and Activation Content Add-On

The solution does not require any automated content; however you can use SAP Best Practices Configuration Content for testing scenarios for the solution.

For tool-supported, automated activation of the solution package, SAP Best Practices solution builder is recommended.

Product	Product Version	Comments
SAP Best Practices solution builder	BP-SOLBLD 70Vx Always use the latest available version as outlined in SAP Note 1301301.	Add-on for the implementation tool (only necessary to be implemented in a system where content activation shall be done using the Solution Builder (i.e. Sandbox or Development System).

The following content is required:

Product	Product Version	Components as Tested	Comments	Relevance
SAP Best Practices Configuration Content (for SAP ERP)	BP-ERP 617V6  Always use the latest available versions as outlined in SAP Note <a href="#">1301301</a> .	BP-ERP	Add-ons containing configuration content (only necessary to be implemented in the system which is used for the initial content activation (i.e. sandbox or development system).	All scope items

## 4.5 Active Business Functions

Functionality in this solution package requires no specific certain business functions to be active in the SAP landscape.





[www.sap.com/contactsap](http://www.sap.com/contactsap)

© 2015 SAP SE or an SAP affiliate company. All rights reserved.  
No part of this publication may be reproduced or transmitted in any form or for any purpose without the express permission of SAP SE or an SAP affiliate company.

The information contained herein may be changed without prior notice. Some software products marketed by SAP SE and its distributors contain proprietary software components of other software vendors. National product specifications may vary. These materials are provided by SAP SE or an SAP affiliate company for informational purposes only, without representation or warranty of any kind, and SAP or its affiliated companies shall not be liable for errors or omissions with respect to the materials. The only warranties for SAP or SAP affiliate company products and services are those that are set forth in the express warranty statements accompanying such products and services, if any. Nothing herein should be construed as constituting an additional warranty. SAP and other SAP products and services mentioned herein as well as their respective logos are trademarks or registered trademarks of SAP SE (or an SAP affiliate company) in Germany and other countries. All other product and service names mentioned are the trademarks of their respective companies. Please see [www.sap.com/corporate-en/legal/copyright/index.epx](http://www.sap.com/corporate-en/legal/copyright/index.epx) for additional trademark information and notices.

**Material Number:**